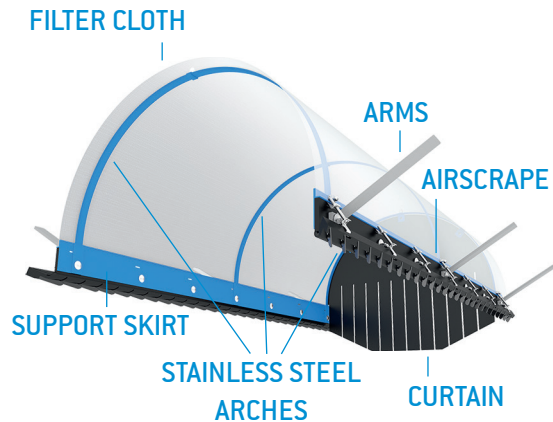


DUST EMISSION PREVENTION SYSTEM




Installed above the conveyor belt, the filtering cloth retains dust particles created by conveyed material, while remaining permeable to circulating air. The filter cloth is specifically designed to retain dust particles and is durable, maintenance-, contact- and energy-free. It is easy to install and can be manufactured to any size.

The special self-cleaning and dust releasing properties of the filter cloth enables it to continuously operate for a long time. DustScrape retains the dust on the conveyor belt and effectively prevents it from being blown into the surrounding environment. Depending on the application, the filter cloth can be supplied in different quality i.e. antistatic properties. Installed at regular intervals, rubber dust curtains contribute to eliminating further dust development.

The combination of this unique dust filter system and AirScrape results in „DustScrape“, a highly effective compact, light-weight, low cost and energy-free dust emission prevention system.

DUSTSCRAPE



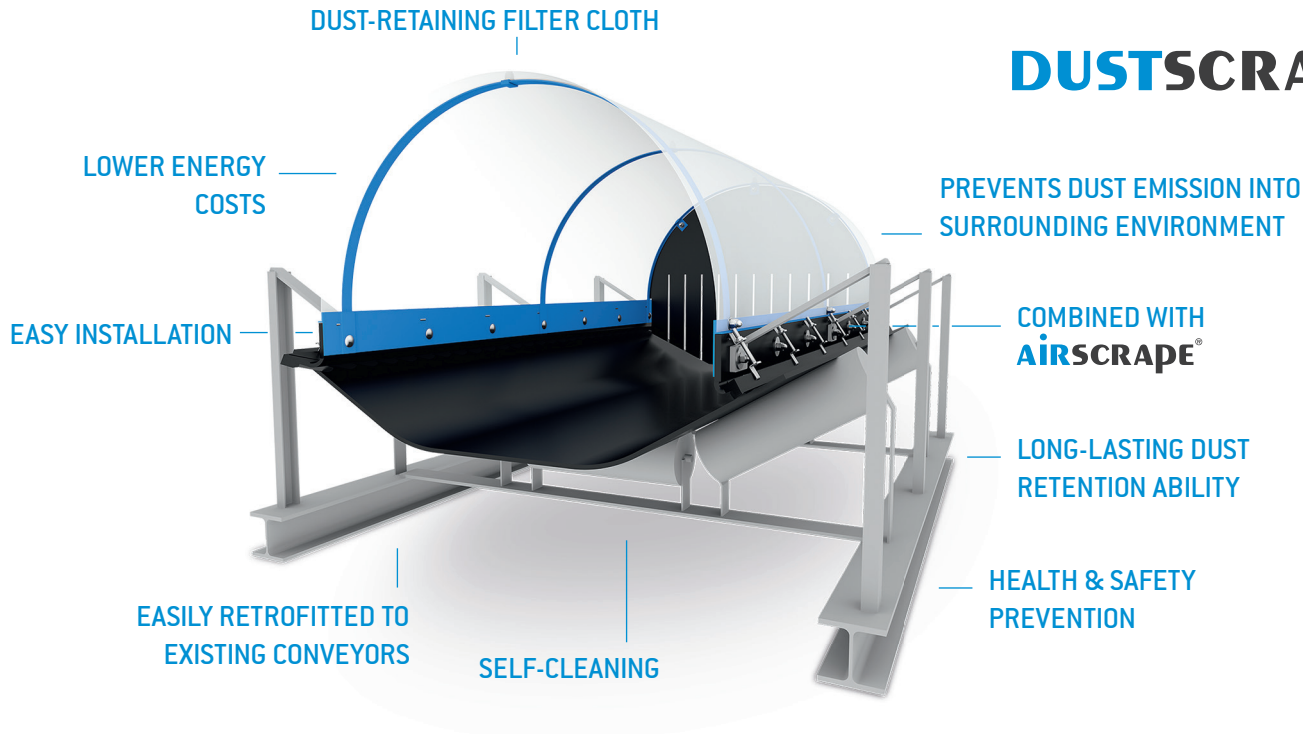
DUST EMISSION PREVENTION SYSTEM

Distribution Belgium



MBS Group
Industrieweg 72
B-8800 Roeselare
Phone +32 51 249 454
info@mbsgroup.be
mbsgroup.be

DUSTSCRAPE



ADVANTAGES

- Prevents Health and Safety issues
- Prevents dust emission to surrounding environment
- Complies with most new dust prevention guides
- Simple installation and easily retrofitted to existing conveyors
- Can be custom build to any size conveyor
- Durable and maintenance-, contact-, energyfree system
- Available in various materials i.e. antistatic
- Long lasting dust retention due to its self-cleaning and dust releasing properties
- Effectively prevents material from being blown away
- Product loss prevention
- Works best with **AIRSCRAPE®** (not included in delivery)

DIMENSIONS

DustScrape is a combination of AirScrape (contact free skirting system) and a unique filter cloth which is manufactured in 2-meter-long sections. It is available for any conveyor belt width and can be extended to any length. Selecting the correct AirScrape size depends on the loading width of the conveyor belt and the required load-free zone of the belt edges. Above this load-free zone, the AirScrape system is installed and generates the air intake from outside into the system. The generated airflow above the conveyed material then gets filtrated through filter cloth, retaining any dust particles and redepositing this back into the material flow.

INSTALLATION

DustScrape can easily be installed on existing conveyor belt systems. It consists of two side plates, arches over which the adapted filter cloth is stretched and holders with fixing material. The AirScrape is bolted with the side plates, arches and the filter cloth, fitted with the holders and placed on the conveyor belt. This complete module has to be attached to the existing construction. The entire construction can be lifted with the slotted holes of the AirScrape skirting and screwed tight, so that the AirScrape is positioned contact-free over the belt.

